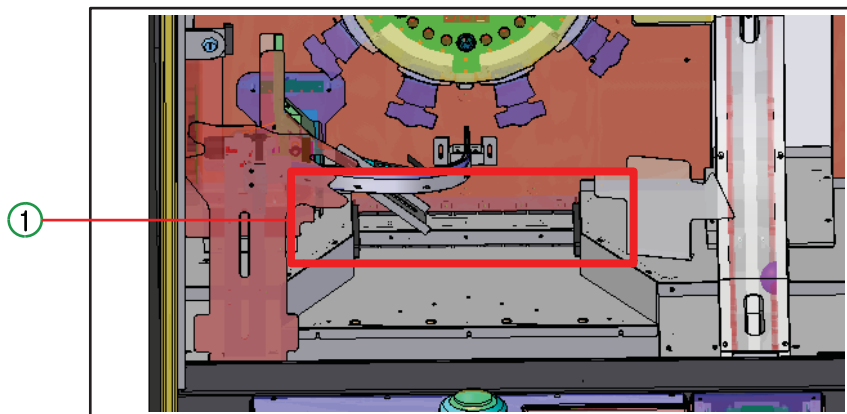


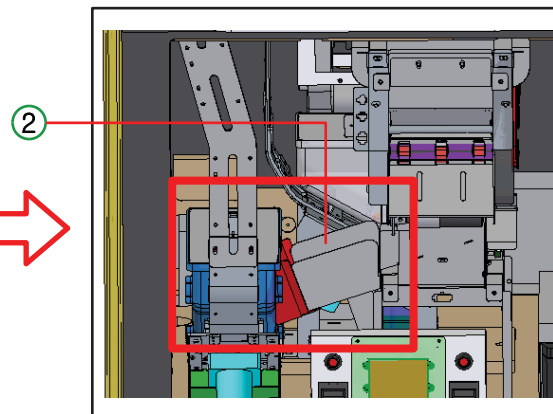
## - WHAT TO DO IF THERE IS NO MEDAL ON THE FRONT HOPPER

\* In the following cases, there may be no medal on the front HOPPER.

- 1) When medals pile up at the top of the MOVING PUSHER MAIN PANEL of the PUSHER PART and do not come down  
: ① Place the accumulated medals inside the ② GUIDE BKT and replenish the medals with the FRONT HOPPER.

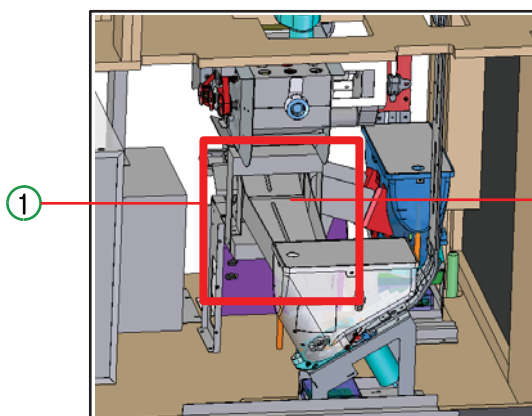


[ PUSHER ]

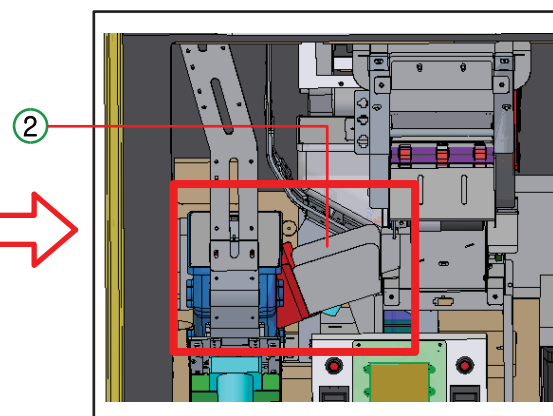



[ FRONT HOPPER ]

- 2) When the REAR HOPPER is full of medals, or even the MEDAL DIVIDE GUIDE is full.  
: ① Put the stacked medals of the MEDAL DIVIDE GUIDE ② inside the GUIDE BKT and move them to the FRONT HOPPER. Replenishment of medals.

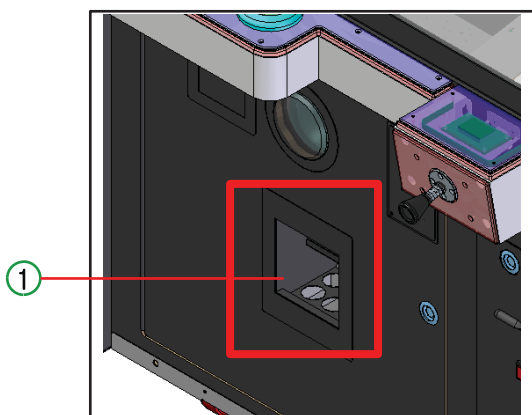


[ REAR HOPPER ]

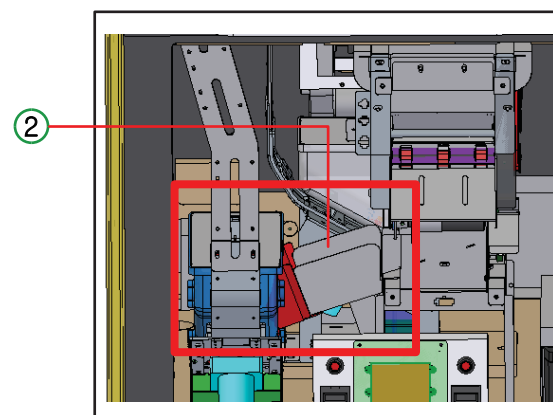


[ FRONT HOPPER ]

- 3) CARD OUTLET GUIDE When medals are piled up inside or have fallen inside the product.  
: ① Take out the medal inside, or collect the medal from inside the product and ② put it inside the GUIDE BKT. Replenish medals with HOPPER.



[ CARD OUTLET GUIDE ]



[ FRONT HOPPER ]

- 4) Place 200 EA of medals [100 EA per P] supplied as SPARE inside the ② GUIDE BKT of the corresponding P to FRONT

\* See FRONT HOPPER image above