

HOW TO INSTALL [COIN, CARD]

1 TOKEN SETTING

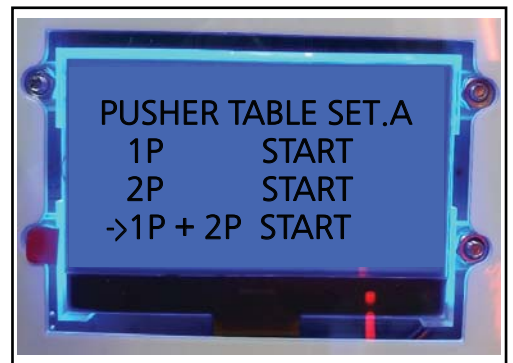
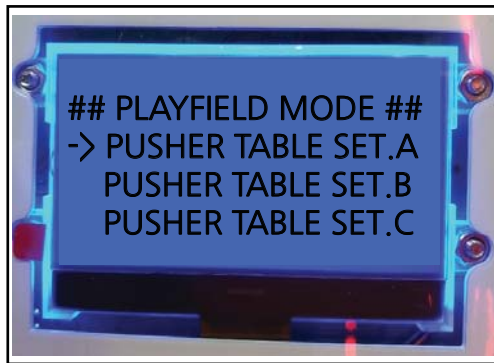
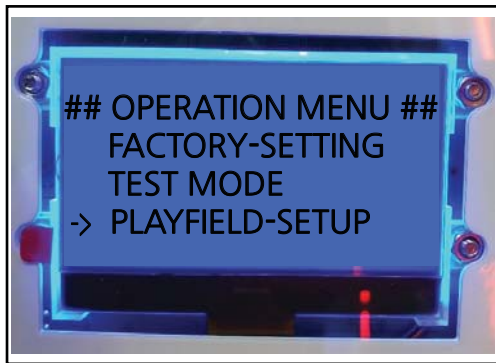


Pusher Front hopper Rear hopper

- Place tokens for each token pack.
 1. Pusher (about 500ea) - Separately packed
 2. Front hopper (about 300ea) - Separately packed
 3. Rear hopper (about 300ea) - Separately packed

※ Caution ※
200 is extra(2 bags of 100 each).
Do not put 1300 at a time.
Use it when it is insufficient during operation.

2 TOKEN PROGRAM SETTING



- Enter SELECT Button -> OPERATION MENU -> PLAYFIELD-SETUP -> PUSHER TABLE SET.A
-> 1P + 2P START

3 BALL SETTING

PUSHER BASE PANEL :
BALL 6 EA

BALL SUPPLY :
BALL 12 EA



4 CARD SETTING

CARD DISPENSER :
CARD 147 EA

PUSHER BASE PANEL :
CARD 3~4 EA

5 GAME START

Menu after completing item 4 (MENU - GAME MODE or POWER OFF-ON)