

HOW TO INSTALL [COIN]

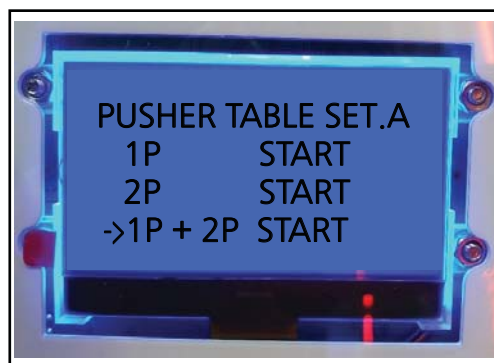
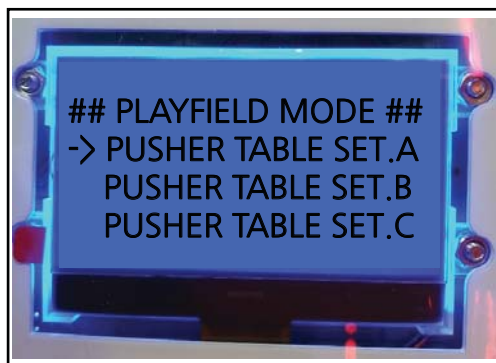
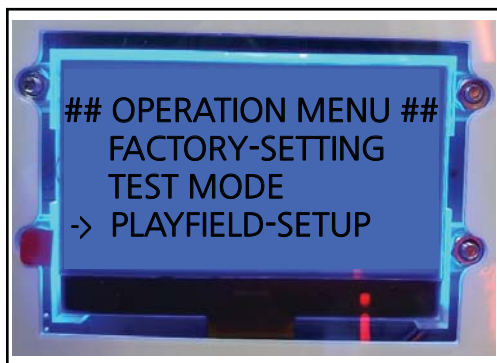
1 TOKEN SETTING



Pusher Front hopper Rear hopper


- Place tokens for each token pack.
 - 1.Pusher (about 500ea) - Separately packed
 - 2.Front hopper (about 300ea) - Separately packed
 - 3.Rear hopper (about 300ea) - Separately packed

2 TOKEN PROGRAM SETTING



- Enter SELECT Button -> OPERATION MENU -> PLAYFIELD-SETUP -> PUSHER TABLE SET.A -> 1P + 2P START

3 BALL SETTING



BALL SUPPLY :
BALL 12 EA

PUSHER BASE PANEL :
BALL 6 EA

4 GAME START

Menu after completing item 4 (MENU - GAME MODE or POWER OFF-ON)